

MUSIC production

CMP SOLO Sackbut



SOLO Sackbut

User's manual



Thank you for purchasing SOLO Sackbut!

This **SOLO Sackbut Kontakt Library** was recorded using two microphones (**A** – large diaphragm with a cardioid pattern and **B** – ribbon mic with a figure eight pattern). CMusicpro's engineers, by means of these unique pairings, have produced a carefully-crafted finished product combining the condenser's smooth, natural complexity with the ribbon's extreme sensitivity. The large-diaphragm condenser signals were then summed, and the combined resultant tonal qualities were found to smooth the occasional harsh highs often produced by brass instruments. The end result is a clean clear high end. Additionally, this process enabled a truly mono-capable signal to be produced. Complete balance adjustments between **A** and **B** components are possible. Meticulous production techniques, combined with multiple articulations create the impression of a realistic live performance.

Sackbut performed by: Sergey S. Prokudin
Recording & Editing: Vladimir Kuznetsov
Programming, Design & Script: Vladimir Kuznetsov
© 2018 Cmusic Production, LLC / All Rights Reserved,
Cmusic Production®

Watermark Protected.

CMP SOLO Sackbut

Features

- Legato Velocity control
- Sustain non vibrato for each note (3 layers)
- Legato speed control
- 3-x round robin staccato (3 layers)
- 3-x round robin marcato short and long (3 layers)
- 2/4 and 4/4 tempo sync swells (120 bpm default, 2 layers)
- Crescendo short and long
- Diminuendo
- pfp
- Live trills between notes in octave range
- Mutes: Cup, Harmon and Straight
- Humanize function
- 693 MB on disc, 1 807 samples, 44.1 KHz / 24-bit

You cannot use the “Libraries” tab to “Add Library” for this product. That feature is only available for encoded & locked “Powered-By-Kontakt” libraries.

Watch a video to learn how to add to **Kontakt Quick-Load** menu:

<https://www.youtube.com/watch?v=4USeGpi9EnM>.



Installation Notes

1. Please go to the download links you received after purchase and download all of the files.
2. Make sure you put all downloaded files into a single folder.
3. Unpack the downloaded file "CMP_SOLO_Sackbut.rar" to any folder. Place .nki file next to the Samples folder.

To extract your files we recommend using Winrar for PC users, or UnrarX or Rar-Expander for the Mac.

4. You need to have the full retail version of Kontakt 5.0 or later to use this library. **The free Kontakt Player does NOT support this library.**

5. Open the Kontakt 5 browser (look on the left-hand side of the Kontakt user interface) and click the "Files" tab. Find the library folder, which you extracted earlier, and double-click on the **SOLO Sackbut.nki** file which should be in that folder. You can use the Quick-Build Database option to allow Kontakt to find and store the location for faster browsing and loading.

LEGATO

Use **C0** keyswitch to play **Legato** (Velocity 0 – 63)

Press keyswitch **D5** (Velocity 101 – 127) to change Legato Speed value.



SUSTAIN (Polyphonic)

Use **C0** keyswitch to play **Sustain** (Velocity 64 – 127)

Dynamics

To control the dynamics between layers use the controller ModWheel CC1. LoPass filter is connected to the controller Expression CC11 to control the sound dynamics.

Attack

Attack depends on the velocity. There are three modes of attack:
If “Staccato” Articulation loads, Attack is working.

Vibrato

Use Sustain Pedal (CC64) to control sound between non vibrato and **LFO** vibrato – Sustain, Marcato, Diminuendo.

Fade In LFO vibrato – CC17 (from 0 to 660 ms)

Intensity LFO vibrato – CC18

Frequency LFO vibrato – CC19



ARTICULATIONS

Staccato

Use **C#0** keyswitch to play **Staccato**

Marcato

Use **D0** keyswitch to play **Marcato**:

Short Marcato – Velocity (0 – 63)

Long Marcato – Velocity (64 – 127)

Swells

Use **D#0** keyswitch to play **Swells**:

Short Swells – Velocity (0 – 63)

Long Swells – Velocity (64 – 127)

Crescendo

Use **E0** keyswitch to play **Crescendo**:

Short Crescendo – Velocity (0 – 63)

Long Crescendo – Velocity (64 – 127)

Diminuendo

Use **C#1** keyswitch (Velocity 0 – 63) to play **Diminuendo**

pfp

Use **C#1** keyswitch (Velocity 64 – 127) to play **pfp**

Trills and Shake

Play another Key without releasing the First Key in Legato mode.

C*MUSIC* production

Dyn.Range regulates volume difference between legato layers (pp – ff):




layers (pp – ff):

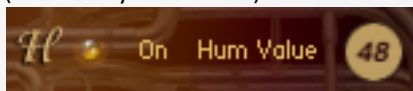
Vel.Range regulates volume difference between articulation




Balance between A–B microphones:



Humanize on-off (button on top H)
or press keyswitch **D5**
(Velocity 0 – 100)



EQ and Filters on-off



MUSIC production

Mutes

Use the switch to change the type of mute.



Convolution Reverb

Turn on Convolution Reverb, select the preset, the balance between DRY and WET signals and PreDelay.



Ambience

Turn on Ambience and select the preset.

